

CITY OF NORTH LITTLE ROCK, ARKANSAS  
COMMERCE DEPARTMENT  
Mary Beth Bowman, Director  
Amy Smith, Assistant Director for Procurement



120 Main Street, North Little Rock, AR 72114  
P.O. Box 5757 North Little Rock, AR 72119  
501-975-8881 Phone  
501-975-8885 Fax

### INVITATION TO BID

Bid Number: \_\_\_\_\_ 23-3802 \_\_\_\_\_ Date Issued: \_\_\_\_\_ February 19, 2023  
Date & Time Bid Opening: \_\_\_\_\_ Tuesday, March 7, 2023 @ 10:00 am \_\_\_\_\_

## ALUMINUM POLES FOR THE NORTH LITTLE ROCK ELECTRIC DEPARTMENT

Pole Type	Price @ Each	ETA
2408406T4 Single Arm: 1MA-6ft 32 S		

### Specifications attached.

For technical questions and/or comments, contact Greg Woodward at 501-992-4073.

Questions regarding shipping and receiving should be directed to Ted Stripling at 501-992-4052

General Bidding questions should be directed to the Commerce Department at 501-975-8881.

Unless otherwise stated, the use of a manufacturer's name and product number are for descriptive purposes and establishing general quality levels only. They are not intended to be restrictive. Bidders are required to state exactly what they intend to furnish, otherwise, it is fully understood that they shall furnish all items stated.

If you are obtaining this bid from our website, please be reminded that addendums may occur. It is therefore advisable that you review our listings for attachments including any changes to the bid.

The City of North Little Rock encourages participation of small, minority, and woman own business enterprises in the procurement of goods, services, professional services, and construction, either as a general contractor or sub-contractor. It is further requested that whenever possible, majority contractors who require sub-contractors, seek qualified small, minority, and woman businesses to collaborate with them.

---

### EXECUTION OF BID

Upon signing this page, the organization certifies that they have read and agree to the requirements set forth in this bid including conditions set forth and pertinent information requests. **UNSIGNED BID COVER SHEET WILL BE REJECTED.**

Name of Firm: \_\_\_\_\_ Phone No.: \_\_\_\_\_

Tax Identification No.: \_\_\_\_\_

Business Address: \_\_\_\_\_

Signature of Authorized Person: \_\_\_\_\_

Title: \_\_\_\_\_ Date: \_\_\_\_\_

**NLR ELECTRIC DEPARTMENT  
VALMONT AL POLES  
2023**

SPECIFICATIONS ARE ATTACHED.

Any questions regarding the specifications and/or requirements should be directed to Greg Woodward at 501-992-4073, or Todd Stripling at 501-992-4052.

- Quantities shown are estimates based on an average yearly usage; these may vary depending on demand.
- Vendor is required to keep 25% in stock of the estimated quantity with a maximum of ten (10) days shipping / delivery availability.
- Vendor must identify specific items which require more than 10 days' delivery time.
- Vendor is required to have Central Arkansas Warehouse location for essential items.
- Vendor should provide all contact information for ordering purposes.
- Vendor must note "N" means no substitution where specified; "EM" means Exact match or equivalent to.

**NOTE: FAILURE TO FILL OUT AND SIGN THE INVITATION TO  
BID SHEET WILL RESULT IN REJECTION OF THE BID.**



## **NORTH LITTLE ROCK ELECTRIC DEPARTMENT**

The attached drawing details the specifications for the NLR Electric Department Street Light Poles.

Reference NLRED Stock Numbers:

- XPD00025
- XPD00025D
- XPD00030
- XPD00031

ELECTRIC DEPARTMENT



1400 West Maryland Ave., North Little Rock, AR 72120  
P.O. Box 159, No Little Rock, AR 72115-0159  
501-372-0100

## Valmont Structures Coding

Catalog Logic

Pole: 2408406T4

Single Arm: 1MA-6ft 32 S

(501) 372-0100

*An Equal Opportunity Employer*

# 20' TO 28' ROUND TAPERED 4-BOLT ANCHOR BASE POLES



- 20' to 28' mounting heights.
- For single or multiple luminaire mounting.
- Luminaires may be mounted on tenons, brackets or shaft may be drilled to manufacturer's mounting specifications.

## SPECIFICATIONS

All aluminum alloys shall comply with metallurgical and mechanical properties set forth in the Aluminum Association Standards.

**Shaft:** The shaft shall be spun tapered from all new seamless 6063 alloy aluminum and shall be heat treated to produce a T6 temper. Each shaft shall have a minimum 6" long straight section at the top to accommodate the center hub of the appropriate Valmont flood light bracket or tapered arm. Alternatively, the straight section may be drilled for mounting luminaires. All Valmont shafts shall be polished with fine grain aluminum oxide cloths, resulting in a high quality, circumferential satin brushed finish. After finishing each pole shall be fully wrapped with neutral PH krinkle/kraft paper for protection in shipment.

**Anchor Base:** The anchor base is cast from A356 alloy aluminum. The anchor base casting and shaft shall be joined by a continuous circumferential weld at the inside bottom of the anchor base. The completed assembly will be heat treated to T6 temper after all structural welding is completed. A356 alloy aluminum nut covers shall be included with each anchor base unless otherwise specified.

**Handholes:** All poles include a peripherally reinforced flush covered handhole centered 18" above the bottom of the pole. The opening in the 5" and 6" diameter pole shall measure 3" x 5". The opening in the 7", 8" and 10" diameter pole shall measure 4" x 6". An optional 4" x 8" opening is available for 8" and 10" diameter poles.

**Anchor Bolts:** Each pole shall include: (4) steel hot dip galvanized anchor bolts each with (2) nuts and (2) flat washers sized to match the anchor bolts.

**Special Finishes:** Natural anodize, duranodic, or painted finishes may be specified as an addition to the satin brushed finish, if required. All aluminum parts and accessories shall receive a finish similar to that specified.

## CATALOG LOGIC

FEET AND INCHES		TOP DIAMETER	BASE DIAMETER	WALL THICKNESS	SHAPE OF SHAFT <b>T</b>	BASE OR MOUNTING <b>4</b>	FIXTURE MOUNTING	FINISHES	OPTIONS
FEET AND INCHES*		TOP DIAMETER IN INCHES	WALL THICKNESS IN 32NDS OF AN INCH	SHAPE OF SHAFT <b>T</b> = Round Tapered	BASE OR MOUNTING <b>4</b> = 4-Bolt Anchor Base	FIXTURE MOUNTING	FINISHES		
1908 = 20'	2208 = 23'	30 = 3"	4 = 4/32" or 0.125" Wall			D1 = 1 @ 90°	POLYESTER POWDER		
2408 = 25'	2708 = 28'	40 = 4"	5 = 5/32" or 0.156" Wall			D2 = 2 @ 180°	DBL = Black	DMB = Med Bronze	DSS = Sandstone
		45 = 4-1/2"	6 = 6/32" or 0.188" Wall			D3 = 3 @ 120°	DBR = Bright Red	DNA = Natural Alum	DTG = Dark Green
		60 = 6"	8 = 8/32" or 0.250" Wall			D4 = 4 @ 90°	DCG = Charcoal Gray	DSB = Steel Blue	DWH = White
BASE DIAMETER* IN INCHES						D5 = 2 @ 90°	DDB = Dark Bronze		
50 = 5"	80 = 8"					D6 = 3 @ 90°	ANODIZED		BRUSHED
60 = 6"	10 = 10"					P2 = 2-3/8" x 4 Tenon	204 = Clear Natural	313 = Dark Bronze*	SBF = Satin Brushed Finish
70 = 7"						P9 = Other Tenon Please Spc. Ⓢ	311 = Light Bronze*	335 = Black*	
							312 = Med Bronze*	* Duranodic Anodize	
							OPTIONS See Accessory Section		

\*For available Base Diameter, Wall Thickness and Length Combinations see Dimensional Load Data Table that follows.

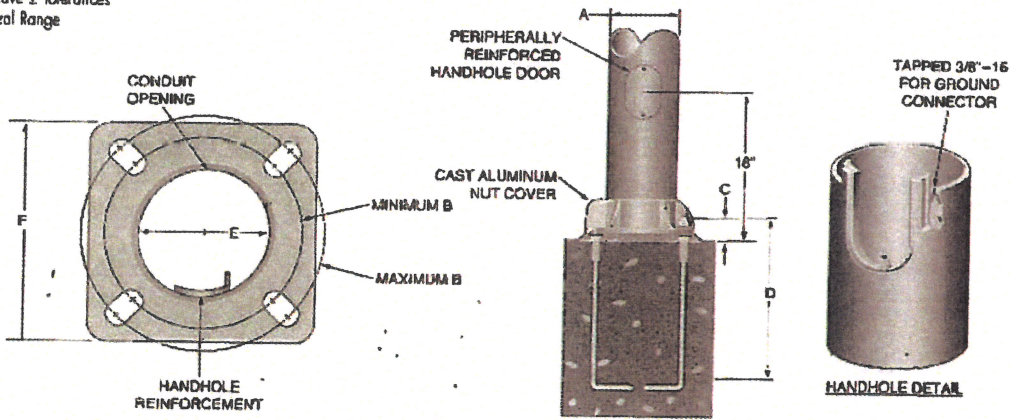
# 20' TO 28' ROUND TAPERED 4-BOLT ANCHOR BASE POLES



## ANCHOR BASE AND BOLT DETAIL

A	B	C	D	E	F
POLE DIAMETER	BOLT CIRCLE	BOLT PROJECTION	BOLT SIZE	CONDUIT OPENING	BASE SIZE
5"	7-1/2" - 9-1/2"	3-1/4"	3/4" x 17"	4-1/2"	9-1/4"
6"	8-3/4" - 10-1/4"	3-1/2"	3/4" x 17"	5-1/2"	10-1/4"
7"	9-7/8" - 11-1/4"	4-1/8"	1" x 36"	6-1/2"	10-5/8"
8"	11" - 12-1/8"	4-1/4"	1" x 36"	7-1/2"	11-5/8"
10"	14-1/2"	4-1/2"	1" x 36"	9-1/2"	14-1/2"
*10"	14-1/2"	5"	1-1/4" x 42"	9-1/2"	14-1/2"

\* Ø 250" Wall or Larger  
10" Base Bolt Circles Have ± Tolerances  
Contact Factory for Actual Range



## DIMENSIONAL AND LOAD DATA

TYPICAL WEIGHT AND ALLOWABLE SIZE OF LUMINAIRE*							DIMENSIONS OF POLES				
NOMINAL MOUNTING HEIGHT	TYPICAL LUMINAIRE WEIGHT (LBS.)	EFFECTIVE PROJECTED AREA IN SQUARE FEET AT:					POLE HEIGHT	TOP	BASE	WALL	MODEL NUMBER **
		70 MPH	80 MPH	90 MPH	100 MPH	110 MPH					
20'	150	7.1	4.6	2.9	1.9	1.2	19'8"	3'	5"	.125"	1908 - 30504T4
20'	150	9.8	6.6	4.6	3.2	2.2	19'8"	3'	5"	.156"	1908 - 30505T4
20'	150	12.5	8.7	6.1	4.5	3.3	19'8"	3'	5"	.188"	1908 - 30506T4
20'	150	15.9	11.3	8.4	6.6	5.2	19'8"	4'	6"	.156"	1908 - 40605T4
20'	150	19.9	14.4	10.8	8.5	6.8	19'8"	4'	6"	.188"	1908 - 40606T4
20'	150	23.9	17.6	13.4	10.6	8.6	19'8"	4'	7"	.156"	1908 - 40705T4
23'	150	11.8	8.0	5.6	4.4	3.3	22'8"	4'	6"	.156"	2208 - 40605T4
23'	150	14.2	10.6	7.8	6.0	4.7	22'8"	4'	6"	.188"	2208 - 40606T4
23'	150	17.7	13.4	10.0	7.8	6.2	22'8"	4'	7"	.156"	2208 - 40705T4
23'	150	26.5	19.5	15.1	11.9	9.5	22'8"	4.5'	8"	.156"	2208 - 45805T4
23'	150	32.8	24.4	18.8	15.1	12.1	22'8"	4.5'	8"	.188"	2208 - 45806T4
25'	150	9.5	6.2	4.2	3.1	2.4	24'8"	4'	6"	.156"	+2408 - 40605T4
25'	150	12.7	8.6	6.1	4.6	3.5	24'8"	4'	6"	.188"	2408 - 40606T4
25'	150	15.8	11.2	8.2	6.4	4.9	24'8"	4'	7"	.156"	2408 - 40705T4
25'	150	22.8	16.7	12.8	10.0	8.0	24'8"	4.5'	8"	.156"	2408 - 45805T4
25'	150	28.5	21.2	16.2	12.8	10.4	24'8"	4.5'	8"	.188"	2408 - 45806T4
28'	150	12.0	8.1	5.8	4.2	3.3	27'8"	4'	7"	.156"	+2708 - 40705T4
28'	150	18.2	13.1	9.9	7.6	6.0	27'8"	4.5'	8"	.156"	2708 - 45805T4
28'	150	23.2	16.9	12.9	10.1	8.0	27'8"	4.5'	8"	.188"	2708 - 45806T4
28'	150	32.6	24.1	18.6	14.7	11.8	27'8"	4.5'	8"	.250"	2708 - 45808T4
28'	200	41.6	31.3	24.2	19.2	15.3	27'8"	6'	10"	.188"	2708 - 60106T4
28'	300	56.2	42.6	33.2	26.4	21.2	27'8"	6'	10"	.250"	2708 - 60108T4

### SEE SECTIONS 7 AND 8 FOR MOUNTING ARMS ON POLES.

\* EPA calculations are based on a 1.3 Gust Factor. Variations from sizes listed above, available upon inquiry at the factory. Satisfactory performance of lighting poles is dependent upon the pole being properly attached to a supporting foundation of adequate design. Valmont does not design or offer recommendations for foundations.

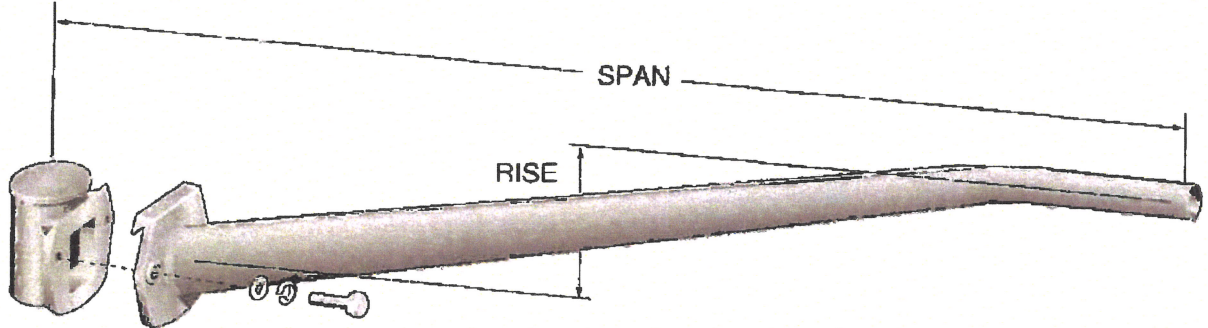
\*\* Model number does not include mounting options or finish designation.

+ Pole includes factory installed vibration dampers.

SPC7049 05/02 - This spec supersedes all previous publications.



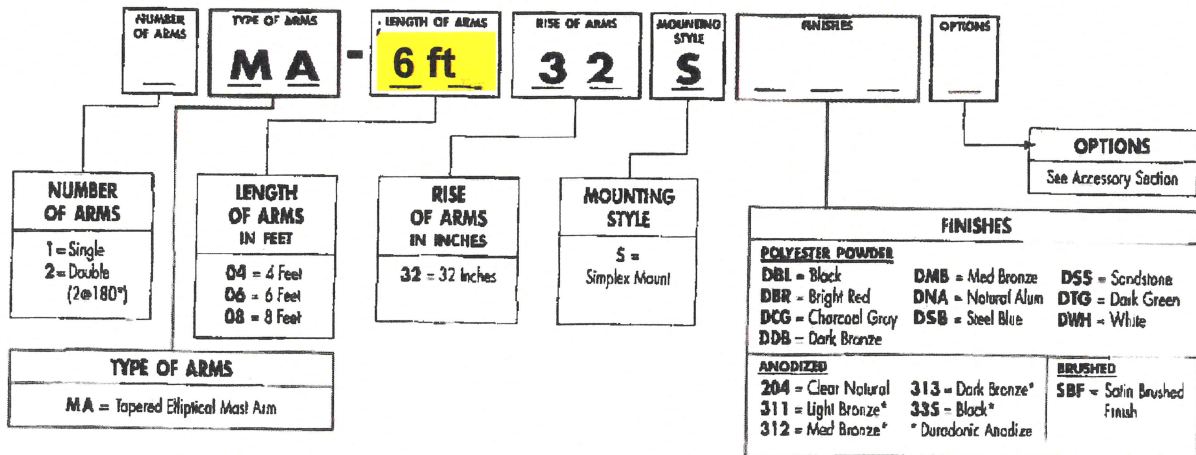
CENTER  
LINE OF  
POLE



**SIMPLEX MOUNT SPECIFICATIONS**

- The mast arm is conically tapered from 3-1/2" O.D. x .125" wall 6063 alloy extruded aluminum tube to 2-3/8" O.D. (2" pipe size) at the luminaire end. The tapered tube is elliptical with the long axis oriented vertically. The arm is joined to the attachment system by a continuous circumferential weld. Each arm is heat treated after welding to produce a T6 temper. All arms are etched to create a satin finish. A 1-5/8" O.D. (1-1/4" pipe size) cast aluminum tenon may be installed in the luminaire end of the arm. Architectural finishes available are: paint, duranodic or natural anodized. All arms have a 32" rise. For additional information, contact your Valmont Representative.
- Simplex mounted mast arms are held in place by (2) interlocking aluminum castings. One is welded to the lighting standard and the second one is welded to the mast arm. The connection is secured with (2) series 300 stainless steel 1/2"-13 UNC bolts, washers, and lock washers. Simplex arms fit 4", 4-1/2", and 6" O.D. pole tops. A 1" I.D. rubber grommet is installed in the wireway. Unless otherwise directed, the first mast arm will be 90° to the right of the handhole, the second mast arm will be located 180° from the first.
- The following charts show the maximum allowable fixture EPA for the five wind zones acknowledged by AASHTO. The allowable EPA is based on a fixture weighing 75 pounds unless noted on the chart.
- Alternative arm lengths, rises, and mounting systems are available.

**CATALOG LOGIC**



## GENERAL TERMS AND CONDITIONS FOR THE CITY OF NORTH LITTLE ROCK, AR

1. When submitting an "Invitation to Bid," the bidder warrants that the commodities covered by the bid shall be free from defects in material and workmanship under normal use and service. In addition, bidder must deliver new commodities of the latest design and model, unless otherwise specified in the "Invitation to Bid."
2. Prices quoted are to be net process, and when an error is made in extending total prices, the City may accept the bid for the lesser amount whether reflected by extension or by the correct multiple of the unit price.
3. Discounts offered will be taken when the City qualifies for such. The beginning date for computing discounts will be the date of invoice or the date of delivery and acceptance, whichever is later.
4. When bidding other than the brand and/or model specified in the "Invitation to Bid," the brand and/or model number must be stated by that item in the "Invitation to Bid," and descriptive literature be submitted with the bid.
5. The City reserves the right to reject any and all bids.
6. The Purchasing office reserves the right to award items, all or none, or by line item(s).
7. Quality, time and probability of performance may be factors in making an award.
8. Bid quotes submitted will remain firm for 30 calendar days from bid opening date; however, the prices may remain firm for a longer period of time if mutually agreeable between bidder and the Department of Commerce.
9. Bidder must submit a completed signed copy of the front page of the "Invitation to Bid" and must submit any other information required in the "Invitation to Bid."
10. In the event a contract is entered into pursuant to the "Invitation to Bid," the bidder shall not discriminate against any qualified employee or qualified applicant for employment because of race, sex, color, creed, national origin or ancestry. The bidder must include in any and all subcontracts a provision similar to the above.
11. Sales or use tax is not to be included in the bid price, but is to be added by the vendor to the invoice billing to the City. Although use tax is not to be included in this bid, vendors are to register and pay tax direct to the Arkansas State Revenue Department.
12. Prices quoted shall be "Free on Board" (F.O.B.) to destination at designated facility in North Little Rock. Charges may not be added after the bid is opened.
13. In the event of two or more identical low bids, the contract may be awarded arbitrarily or for any reason to any of such bidders or split in any proportion between them at the discretion of the Department of Commerce..
14. Specifications furnished with this Invitation are intended to establish a desired quality or performance level, or other minimum dimensions and capacities, which will provide the best product available at the lowest possible price. Other than designated brands and/or models approved as equal to designated products shall receive an equal consideration.
15. Samples of items when required, must be furnished free, and, if not called for within 30 days from date of bid opening, will become property of the City.
16. Bids will not be considered if they are:
  1. Submitted after the bid's opening time.
  2. Submitted electronically or faxed (unless authorized by Purchasing Agent).
17. Guarantees and warranties should be submitted with the bid, as they may be a consideration in making an award.



18. **CONSTRUCTION**

- A. Contractor is to supply the City with evidence of having and maintaining proper and complete insurance, specifically Workman's Compensation Insurance in accordance with the laws of the State of Arkansas, Public Liability and Property Damage. All premiums and cost shall be paid by the Contractor. In no way will the City be responsible in case of accident.
- B. When noted, a Certified check or bid bond in the amount of 5% of total bid shall accompany bid.
- C. A Performance Bond equaling the total amount of any bid exceeding \$35,000.00 must be provided for any contract for the repair, alteration or erection of any public building, public structure or public improvement (pursuant to Arkansas Code Annotated Section 22-9-203).

19. **LIQUIDATED DAMAGES** - Liquidated damages shall be assessed beginning on the first day following the maximum delivery or completion time entered on this bid form and/or provided for by the plans and specifications.
20. **AMBIGUITY IN BID** - Any ambiguity in any bid as the result of omission, error, lack of clarity or non-compliance by the bidder with specifications, instructions, and all conditions of bidding shall be construed in the light most favorable to the City.
21. The bid number should be stated on the face of the sealed bid envelope. If it is not, the envelope will have to be opened to identify.
22. Whenever a bid is sought seeking a source of supply for a specified period of time for materials and services, the quantities of usage shown are estimated ONLY. No guarantee or warranty is given or implied by the participants as to the total amount that may or may not be purchased from any resulting contracts. These quantities are for the bidders information ONLY and will be used for tabulation and presentation of bid and the participant reserves the right to increase or decrease quantities as required.
23. The City of North Little Rock reserves the right to reject any and all bids, to accept in whole or in part, to waive any informalities in bids received, to accept bids on materials or equipment with variations from specifications in those cases where efficiency of operation will not be impaired, and unless otherwise specified by the bidder, to accept any item in the bid. If unit prices and extensions thereof do not coincide, the City of North Little Rock may accept the bid for the lesser amount whether reflected by the extension or by the correct multiple of the unit price.
24. Additional information or bid forms may be obtained from:  
COMMERCE DEPARTMENT, 120 Main Street, P.O. Box 5757, North Little Rock, Arkansas 72119 (501)975-8881  
[www.nlr.ar.gov](http://www.nlr.ar.gov)

**BIDDERS ACKNOWLEDGE AND UNDERSTAND THAT UPON AWARD OF THE WINNING BID, THE SELECTED BIDDER WILL BE REQUIRED TO REVIEW AND SIGN A CONTRACT WITH THE CITY OF NORTH LITTLE ROCK PRIOR TO BEGINNING WORK.**

**Bidding documents must be submitted on or before the bid's opening date and time. Unless noted, bids must be sealed and mailed or delivered to:**

**Commerce Department  
120 Main Street (P.O. Box 5757)  
North Little Rock, AR 72119**

The City of North Little Rock is committed to fair and equal opportunity in employment and service delivery regardless of race, color religion, gender, age, disability, sexual orientation, gender identity or expression, genetic information, marital status, national origin, or veteran status. This policy statement reinforces and communicates that commitment to employees.